

# Reading the Common Default Dashboard

Click title to change name of Dashboard.

1

Sample Dashboard

Add widgets, share, customize or delete Dashboard.

3

+ Add Widget | Share ▾ | Export ▾

Aug 4, 2015 - Sep 3, 2015 ▾

2

Adjust date range or compare 2 date ranges.

All Sessions  
100.00%

Add or remove segments.

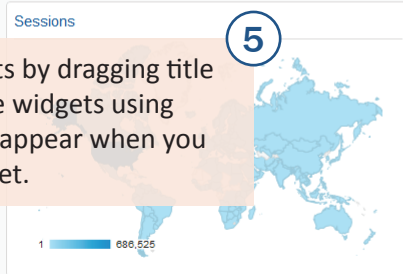
4

+ Add Segment

Sessions

5

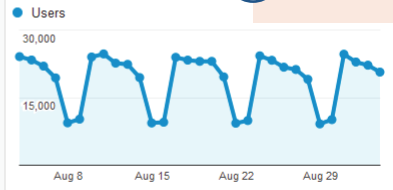
Rearrange widgets by dragging title bar. Edit or delete widgets using the controls that appear when you mouse over widget.



Users

6

Open a linked report by clicking on widget's title. (Only works for linked report widgets.)

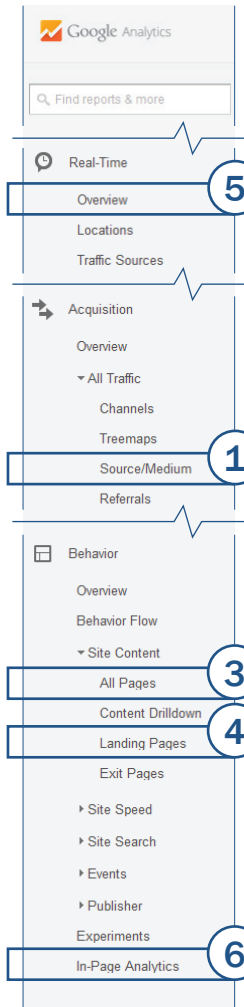


Refresh the Dashboard's data by clicking link.

7

This dashboard was generated on 9/4/15 at 10:41:13 AM - [Refresh Dashboard](#)

# Quick Access Common Reports



How many people are viewing my site right now?

How many visits do I get per day and from where?

Which are the most popular pages of my site?

- Pages / Visit
- Avg. Session Duration
- Bounce Rate
- etc...

Which pages of my site do people see first?

What do people click when they browse my site?

What do users search to find my site?

